



ACCESSORIES RETAIL PRICELIST

APRIL 2005 Prices include VAT

01622 776700

CAROUSELS



Corner carousel

CODE	DESCRIPTION	PRICE
K115	Wall mounted carousel unit with ribbed aluminium curved door, internal fluorescent light. Overall height 870mm, to suit 720mm cabinet height	1275
K116M	Stand alone carousel unit with ribbed aluminium curved door, internal fluorescent light. Overall height 1300mm, to suit 1210mm dresser height	1495



Corner base carousel

CODE	DESCRIPTION	PRICE
K12AL	900x900mm corner carousel, internal light with ribbed aluminium door and oval butchers block OR: Half oval Butchers block (in combination with K116 corner dresser carousel)	909



Magic corner

Silver Frame, chrome baskets
Cabinet width 900-1000mm

CODE	HEIGHT	HAND	PRICE
K96L	720mm	Left	431
K96R	720mm	Right	431



Half Circle Carousel Set

Set of 2 half circle carousels including fitting set and shelf follower. Cream-white

CODE	SPINDLE HEIGHT	PRICE
K10	552mm	63



Three Quarter Carousel Set

Set of 2 three quarter carousels including fitting set. Cream-white

CODE	SPINDLE HEIGHT	PRICE
K11	667-713mm	71

DRAWER & CUTLERY INSERTS



Cutlery Trays

Available in grey plastic.

CODE	CABINET WIDTH	PRICE
K13	400mm	16
K14	500mm	16
K15	600mm	16
K15/1000	1000mm	20



Non-slip rubber drawer mat

Can be cut to size to suit drawer

CODE	DIMENSIONS	PRICE
K119	1500 x 520mm	25



Beech plate insert

Includes 12 pins

CODE	DIMENSIONS	PRICE
K102/600	For 600mm drawer	139
K102/800	For 800mm drawer	155
K102/1000	For 1000mm drawer	162
K102/PIN	Additional pin	7



Beech utensil tray

Includes all utensils

CODE	DIMENSIONS	PRICE
K126/500	402 x 429 x 25	223
K126/600	504 x 429 x 25	292



Beech cutlery tray

Not including cutlery

CODE	DIMENSIONS	PRICE
K127/400	for 400mm drawer	75
K127/500	for 500mm drawer	81
K127/600	for 600mm drawer	86



Beech cutlery tray

Not including cutlery

CODE	DIMENSIONS	PRICE
K127/1000	for 1000mm drawer spice jars included	172



Spice Drawer insert

Including spice jars and grinder

CODE	DIMENSIONS	PRICE
K128/500	for 500mm drawer (11 Jars)	191
K128/600	for 600mm drawer (14 Jars)	194



Spice Drawer insert
Including 6 stainless steel spice containers

CODE	DIMENSIONS	PRICE
K129	for 600mm drawer	236



Beech knife tray insert
Including knives

CODE	DIMENSIONS	PRICE
K130/400	for 400mm drawer	184
K130/500	for 500mm drawer	235
K130/600	for 600mm drawer	255



Upright plate holder
Not suitable for plates suitable for 350mm high drawers

CODE	DIMENSIONS	PRICE
K131/600	for 600mm drawer	131
K131/800	for 800mm drawer	168
K131/1000	for 1000mm drawer	186

WASTE BINS



Round Waste Bin
15 litre waste bin. Lid automatically tilts back when the door is opened. Cabinet width: 400mm

CODE	COLOURS	PRICE
K16	Cream-white	29
K17	Stainless steel	38



Rectangular waste bin
18 litre waste bin. Lid automatically tilts back when the door is opened. Makes maximum use of the cabinet width thus allowing space at the back for waste pipes. Cabinet width: 450mm

CODE	COLOUR	PRICE
K18	Cream-white	62
K18	Stainless Steel	68



Rectangular waste bin
11 litre waste bin. Pull cord, hangs on a mounting strip. W: 297mm

CODE	COLOUR	PRICE
K19	Cream-white	16



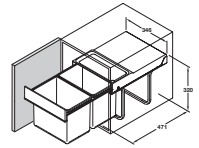
Rectangular Pull Out Bin
20 litre waste bin. Epoxy coated steel, on its own runners and platform. Cabinet width: 300mm

CODE	COLOUR	PRICE
K44	Cream-white	70

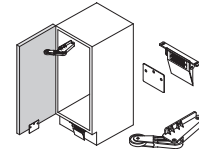


Duo waste bin
Tandem waste bin for hinged door cabinets. Incorporates its own runners fixed to the cabinet floor. Fits into 400mm wide cabinet. 2 x 18 litre bins. Min installation height 320mm. Depth 470mm

CODE	DIMENSIONS	PRICE
K113	fits 400mm cabinet	124



Foot operated door opener mounted underneath the front edge of the floor, brown plastic pedal. Suits K113 & K133



CODE	DIMENSIONS	PRICE
K113A	fits 430-500mm cabinet	24



Waste manager
39 litres, 4 bins. Fits 500mm cabinet.

CODE	COLOURS	PRICE
K133	Light grey plastic	132



Compact drawer bin set
1 x 21 litre bin, 2 x 6 litre bins. Fits 500mm cabinet

CODE	COLOURS	PRICE
K164	Light grey plastic	94

LARDERS & STORAGE BASKETS



Chrome Storage Basket

For use in hinged door cabinets, slides on ball bearing runners. Heavy gauge chrome plated steel wire. Chrome.

CODE	CABINET WIDTH	PRICE
K21	500mm	each 47



Wicker Storage Basket

Wicker baskets in beech frame including beech runners.

CODE	CABINET WIDTH	PRICE
K33	500mm	each 76
K33/600	600mm	each 79



Contemporary Storage Basket

Including runners. Stainless steel and beech

CODE	CABINET WIDTH	PRICE
K158	600mm	312



Pull-out Larder

Heavy gauge chrome plated steel wire. Top and bottom carcass slides. Bottom runner and centre upright. Installed height 1200 -1600mm or 1600-2000mm .

CODE	CABINET WIDTH	PRICE
K23/300	300mm	271
K23/500	500mm	484
K23/300SH	300mm (1200-1600mm)	260

As above with soft stop action. Installed height 1600-200mm.

CODE	CABINET WIDTH	PRICE
K134	300mm	405



45° + 30° Pull Out Basket Set

For 300mm and 370mm wide cabinets. Heavy gauge chrome plated steel wire baskets with universal 2 way runners. Set Includes 2 baskets, 2 front brackets.

CODE	BASKET DIMENSIONS	PRICE
K49L	fits 300mm cabinet	167
K49R	fits 300mm cabinet	167
K49/30L	fits 370mm cabinet	197
K49/30R	fits 370mm cabinet	197



Aluminium pull-out tidy


CODE	DESCRIPTION	PRICE
K118	Pull out storage system, aluminium frame with grey plastic fittings. Min space 150x495x496mm	118



Pull-out base bottle rack

Mechanism only. Door and cabinet ordered separately.

CODE	DIMENSIONS	PRICE
K105	Fits in 150mm cabinet	135



Pull-out wall bottle holder

Mechanism only. Door and cabinet ordered separately.

CODE	DIMENSIONS	PRICE
K154	Fits in 150mm cabinet	104



Pull-out towel rail

Mechanism only. Door and cabinet ordered separately. Mounted RHS.

CODE	DIMENSIONS	PRICE
K155	Fits in 150mm cabinet	100


BASE SUPPORT SYSTEMS & PLINTHS



Peninsular Support Frame

Adjustable 2 part frame. The frame supports wall units with a 540mm high leg. L:1250-1750mm W:189mm H:20mm


CODE	COLOURS	PRICE
K26	Chrome	105



Decorative Leg

Silver lacquered plastic conical shape furniture leg.

CODE	INSTALLED HEIGHT	PRICE
K39	150mm	8



Cylindrical leg and fixing plate

Stainless steel. Leg, cup, fixing plate.
Set of 4

CODE	INSTALLED HEIGHT	PRICE
K135/145	145mm	78



Square leg and fixing plate

Aluminium. Leg and fixing plate.
5mm adjustment

CODE	INSTALLED HEIGHT	PRICE
K136/150	150mm	each 21



Swivel caster kit

Comprising of 4 wheels (2 with brakes)
Chromotized steel

CODE	INSTALLED HEIGHT	PRICE
K139	145mm	102



Vented aluminium plinth

4 metre length

CODE	INSTALLED HEIGHT	PRICE
K165	150mm	128


MISCELLANEOUS ACCESSORIES



2 Bar Towel Rail

Plastic coated steel inner rods, top
mounting. White. L: 430mm

CODE	WIDTH	PRICE
K20	90mm	7



Aluminium Towel Rail

Top or side mounted. Runners have 3
precision rollers. L: 465mm


CODE	WIDTH	PRICE
K20AL	93mm - 2 rails	26
K20/3AL	138mm - 3 rails	32



Handiport

3 Socket outlet. 3m cable, 13 amp,
102mm installation diameter

CODE	COLOUR	PRICE
K151	Aluminium effect	135



Glass Shelving

Clear or frosted 8mm glass
with s/steel or aluminium
shelf supports for fixing in
walls & panels.

CODE	STAINLESS STEEL	PRICE
K98/1	Shelf Support (wall)	50
K98/2	Shelf Support (panel)	50

CODE	FROSTED GLASS	PRICE
K99/48F	480x200	21
K99/58F	580x200	23
K99/78F	780x200	27
K99/88F	880x200	30

CODE	CLEAR GLASS	PRICE
K99/48C	480x200	19
K99/58C	580x200	20
K99/78C	780x200	25
K99/88C	880x200	27

CODE	DESCRIPTION	PRICE
K99/ST	S/steel studs	3



Glass Shelf

6mm Toughened glass

CODE	CAB.WIDTH	SIZE	PRICE
GS4	400mm	400x250	10
GS5	500mm	500x250	12
GS6	600mm	600x250	12
GS8	800mm	800x250	13
GS10	1000mm	1000x250	18
K36	Glass Shelf Supports		-



Connecting Plate

Steel joining plate used to connect 2 doors
or a door & drawer front together

CODE	L	W	PRICE
K25	98mm	36mm	2



Ironing Board

Plastic coated steel ironing board. Folds
over and stores behind a drawer front.
Extended length: 950mm

CODE	CABINET WIDTH	PRICE
K31	300mm	147




Shelf Support

For glass or wood thickness 4-40mm zinc
alloy. Extended H: 121mm D: 108mm

CODE	COLOUR	PRICE
K37	Matt nickel	14

WORKTOPS SUPPORTS & ACCESSORIES



Worktop Bolt

Joins and tightens two adjoining worktops, thus eliminating the need for surface mounted worktop joining strips.

CODE	L	COLOUR	PRICE
K24	150mm	Galv. Steel	1



Breakfast Bar Leg

For use with tables, worktops or breakfast bars. H:870mm Ø:60mm
Aluminium - H:690mm

CODE	COLOURS	PRICE
K27	Chrome	26
K27AL	Ribbed Aluminium	66



Worktop Support Leg

Can be glue or screw fixed to glass worktops or timber. H: 200mm, ø50mm

CODE	SPECIFICATION	PRICE
K66SFSC	Straight, Screw Fix, Chrome	60
K66SFSA	Straight, Screw Fix, Aluminium	60
K66SFAC	Angled, Screw Fix, Chrome	60
K66SFAA	Angled, Screw Fix, Aluminium	60
K66GFSC	Straight, Glue Fix, Chrome	82
K66GFSA	Straight, Glue Fix, Aluminium	82
K66GFAC	Angled, Glue Fix, Chrome	82
K66GFAA	Angled, Glue Fix, Aluminium	82



MIDWAY ACCESSORY SYSTEMS



Rail with knife holder

High grade stainless steel rail and wood

CODE	COLOURS	PRICE
K157/6	Stainless steel rail 600mm	21
K157/12	Stainless steel rail 1200mm	30
K157/A	Stainless steel endcap	2
K157/B	Knife holder	50



Rail with foil & towel roll holder

High grade stainless steel rail

CODE	COLOURS	PRICE
K157/6	Stainless steel rail 600mm	21
K157/12	Stainless steel rail 1200mm	30
K157/A	Stainless steel endcap	2
K157/C	Towel roll holder	87



Rail with utensil holder

High grade stainless steel rail and polished steel utensil holders

CODE	COLOURS	PRICE
K157/6	Stainless steel rail 600mm	21
K157/12	Stainless steel rail 1200mm	30
K157/A	Stainless steel endcap	2
K157/D	Utensil holder	each 73



Rail with 6 hooks

High grade stainless steel rail.
Utensils not included.

CODE	COLOURS	PRICE
K157/6	Stainless steel rail 600mm	21
K157/12	Stainless steel rail 1200mm	30
K157/A	Stainless steel endcap	2
K157/E	Hooks x6	14



Rail with multi-purpose shelf

High grade stainless steel and glass

CODE	COLOURS	PRICE
K157/6	Stainless steel rail 600mm	21
K157/12	Stainless steel rail 1200mm	30
K157/A	Stainless steel endcap	2
K157/F	Glass shelf	36

HIGHLINE POLE SYSTEMS



Pole Storage System

Accessories held in place with a locking ring. Pole height 1825 or 3020mm, can be cut to adjust. Accessories included:


- K61 - Glass Holder
- K62 - Round Basket
- K63 - Glass Shelf
- K64 - Chrome Shelf
- K65 - Swing Arm

CODE	POLE HEIGHT	PRICE
K52A	1825mm (inc. 5 accessories)	497
K53A	3020mm (inc. 5 accessories)	546




Bistro Table Top (for pole system)

CODE	COMPONENTS	PRICE
K57A	Includes:	356
K57/1	Support bracket	
K57/40RB	Rustic beech top	
K57B	Includes:	438
K57/1	Support bracket	
K57/40MA	Maple top	
K57/40IR	or Iroko top	
K57/40CH	or Cherry top	
K57/400A	or Oak top	
K57/40PB	or Prime beech	



Recessed Ceiling Light (for pole system)

CODE	COLOUR	PRICE
K54	Chrome	395



Foot Rest

CODE	PRICE
K56	61



Wall Bracket

CODE	PRICE
K57	52



Wall Bracket

CODE	PRICE
K58	44



Wall Bracket

CODE	PRICE
K59	23



Ceiling Bracket

CODE	PRICE
K60	50



W'top Support

CODE	PRICE
K60/1	43



Rotating storage system

MFC or veneer board 2100x600mm not included.

CODE	COMPONENTS	PRICE
K103A	Includes:	660
K103	3 x Glass shelves & fixing brackets	
K53	Highline pole 3020mm	
K57	Wall bracket	
K104	2 x Chrome rails 577mm	



Swing Table (for pole system)

CODE	COMPONENTS	PRICE
K56A	Includes:	418
K56/1	Swing Arm	
K56/2	Chrome legs 670-770mm	
K56/40RB	Rustic beech top	
K56/3	OR: Chrome leg 1035-1135mm	
K56B	Includes:	594
K56/1	Swing Arm	
K56/2	Chrome legs 670-770mm	
K56/3	OR: Chrome legs 1035-1135mm	
K56/40MA	Maple top	
K56/40IR	or Iroko top	
K56/40CH	or Cherry top	
K56/400A	or Oak top	
K56/40PB	or Prime beech	

